

Community Relations - Social Development Commission:  
Community Services Block Grant Needs Assessment

*CR-SDC Staff Survey*

Final Report

April 2010

Prepared By:

Steve Schultz

Community Relations – Social Development Commission

&

Research Assistance Provided By:

G. Scott Davis

Center for Urban Initiatives and Research  
University of Wisconsin-Milwaukee

## **Introduction**

This report presents a summary of results from an online survey of Community Relations – Social Development Commission (CR-SDC) staff related to poverty and associated needs in the community. This is one research component of a comprehensive needs assessment for the Community Services Block Grant (CSBG) on behalf of CR-SDC. The four goals of the CSBG Needs Assessment are to (1) Identify and quantify the incidence or prevalence of individual need; (2) Identify gaps in human service provision; (3) Identify barriers to self-sufficiency; and (4) Identify strategies for overcoming barriers to self-sufficiency. Eight poverty-related issue areas were identified and used throughout, which include employment, education, housing, food & nutrition, transportation, health & healthcare, use of available income, and family & relationships. This information will be used to advise and guide CR-SDC as it plans programming for low-income individuals.

The survey was developed, designed, and administered by the Center for Urban Initiatives and Research (CUIR), a local applied research center located at the University of Wisconsin – Milwaukee in collaboration with CR-SDC. The analysis was done by CUIR & CR-SDC. A link to an online survey consisting of four closed-ended questions was sent to 360 staff persons at CR-SDC in February 2010. 153 surveys were completed for a 43% response rate. Demographic data was not obtained from survey respondents. However, some basic CR-SDC staff demographic data is found below.

For a copy of the survey instrument, see Appendix A.

## **CR-SDC Staff Population**

According to CR-SDC Human Resources data as of January 1, 2010, CR-SDC’s employee demographics are as follows:

Gender: Of the 360 CR-SDC employees, 288 are female (80%) and 72 are male (20%).

Race/Ethnicity: See Table 1 below.

**Table 1. Race/Ethnicity**

<b>Response</b>	<b>Count</b>	<b>Percentage</b>
African American (Black)	227	63%
Asian American	11	3%
Hispanic / Latino	32	9%
Caucasian (White)	90	25%
<i>Total</i>	<i>360</i>	<i>100%</i>

## Seriousness of Poverty-Related Issues

Pertaining to the issues of employment, education, housing, food & nutrition, transportation, health & healthcare, use of available income, and family & relationships, CR-SDC staff were asked: “How much do you agree or disagree that each of the following are serious problems in Milwaukee County?”

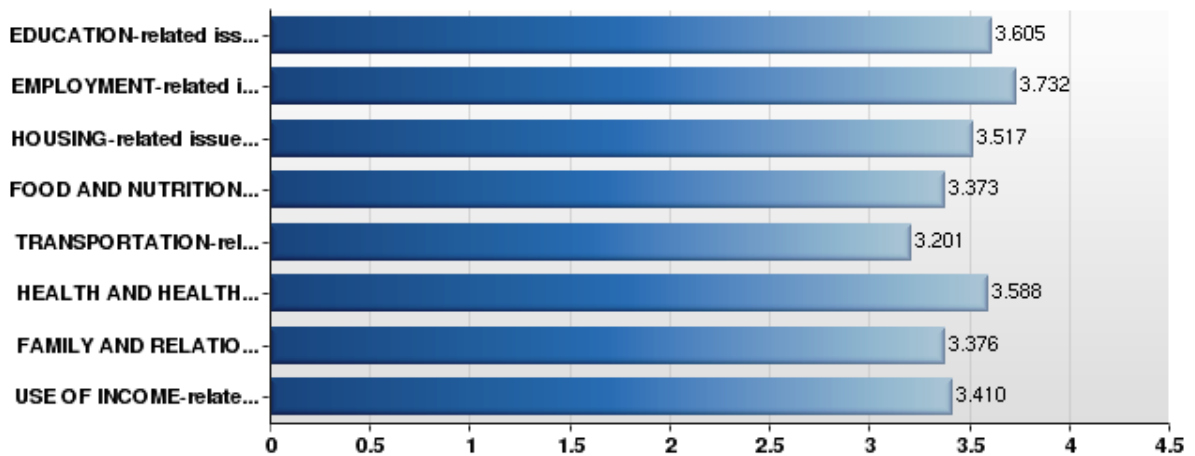
Percentages of responses for each issue area are listed in Table 2 below and mean scores are shown in Figure 1 for an alternative representation of these responses.

**Table 2. Seriousness of Poverty-Related Issues**

Issues	Strongly Disagree	Disagree	Agree	Strongly Agree
Education	1%	2%	32%	65%
Employment	3%	0%	19%	78%
Housing	1%	3%	39%	57%
Food and Nutrition	1%	7%	47%	45%
Transportation	1%	15%	46%	38%
Health and Healthcare	1%	5%	30%	65%
Family and Relationships	3%	4%	46%	47%
Use of Income	3%	4%	41%	51%

*(Due to rounding, percentage may not sum to 100%)*

**Figure 1: Mean Agreement of Seriousness of Problems in Issues**



*(1=Strongly Disagree, 2=Disagree, 3=Agree, 4=Strongly Agree)*

A majority of respondents agree that each issue area is a serious problem in Milwaukee County. In all eight areas, at least three-fourths of the respondents either agree or strongly agree. The most agreement (agree or strongly agree) from respondents as to the seriousness of the problem was found for employment (97%), education (97%), housing (96%), & health & healthcare (95%). The least amount of agreement – although still a majority – was found for transportation at 84%.

As shown in Figure 1 on the previous page, the mean scores for all eight issues fall at or above the level of agree or strongly agree (3). Employment was the issue area with most agreement related to seriousness of problem (3.73). Education was next highest level of agreement at 3.60, followed closely by health & healthcare at 3.59 and housing at 3.52. Transportation was the lowest issue at 3.20.

Overall, these results suggest that CR-SDC staff find most of these issue areas to be serious problems in Milwaukee County, particularly employment, education, housing, and health & healthcare.

### Importance of Addressing Poverty-Related Issue Areas

Pertaining to the issues of employment, education, housing, food and nutrition, transportation, health & healthcare, use of available income, and family & relationships, CR-SDC staff were asked: “Please rate the importance of addressing each of the following issues in Milwaukee County, with 1 being not at all important and 5 being very important.”

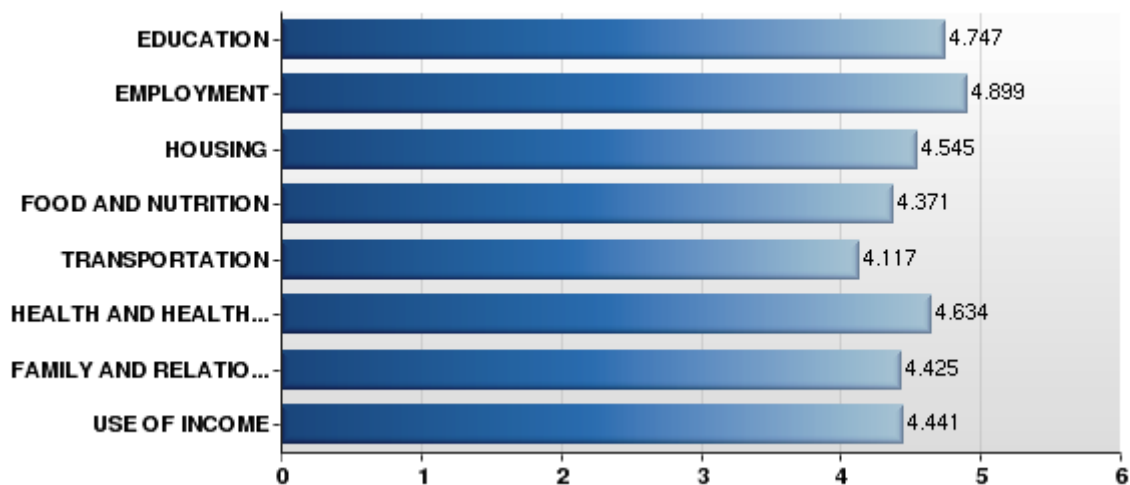
Percentages of responses for each issue area are listed in Table 3 below and mean scores are shown in Figure 3 for an alternative representation of these responses.

**Table 3. Importance of Addressing of Poverty-Related Issues**

Issues	Not At All Important (1)	2	3	4	Very Important (5)	Don't Know/ Not Sure
Education	0%	1%	3%	14%	81%	0.0%
Employment	0%	0%	2%	6%	92%	0.0%
Housing	0%	1%	8%	25%	66%	0.0%
Food and Nutrition	1%	4%	9%	30%	57%	0.0%
Transportation	2%	2%	21%	33%	41%	0.7%
Health and Healthcare	0%	1%	6%	21%	72%	0.0%
Family and Relationships	1%	1%	9%	31%	57%	0.7%
Use of Income	0%	1%	11%	30%	57%	0.7%

*(Due to rounding, percentage may not sum to 100%)*

**Figure 3: Mean Importance of Addressing Issues**



*(1=Not At All Important; 5=Very Important)*

As seen in Table 3, a majority of CR-SDC staff reported high importance of addressing each issue area, with a majority of responses of either 4 or 5 (very important). However, there is considerable variation between areas. Among all issue areas, employment (98%) and education (95%) were seen as the most important areas to address. These were followed by health & healthcare at 93%, housing at 91%, and family & relationships at 88%. Transportation was the lowest issue area at 74%.

As shown in Figure 3, all means scores for the eight issue areas are above the “neutral”<sup>1</sup> value (3). Employment was the area perceived most important to address in order to reduce poverty, with a mean score of 4.90. Education was very close with a mean score of 4.75, with health & healthcare slightly further lower in importance at 4.63, and housing at 4.55. Transportation was the issue area with the lowest mean importance, at only 4.12.

---

<sup>1</sup> Neutral in this case means neither important nor unimportant.

### **Is Enough Being Done about Poverty-Related Issue Areas**

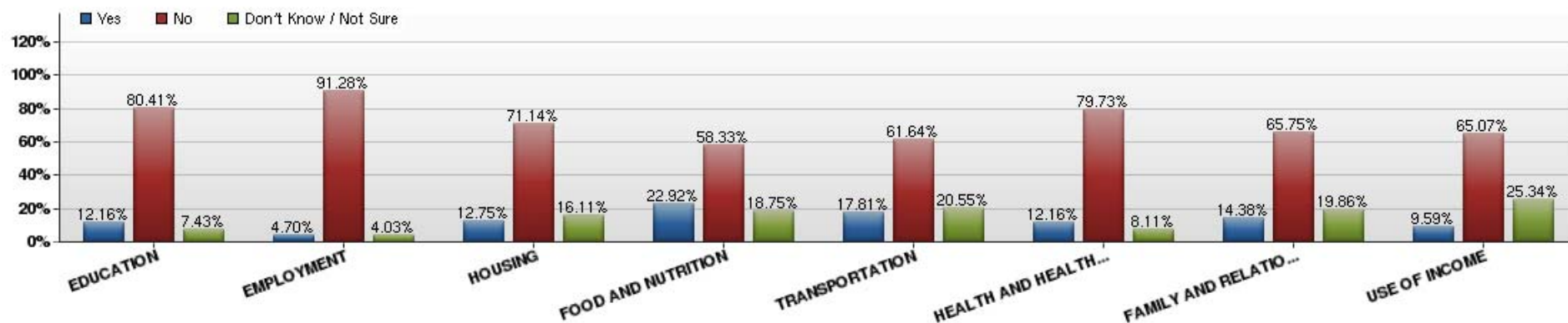
Pertaining to the issues of employment, education, housing, food and nutrition, transportation, health & healthcare, use of available income, and family & relationships, CR-SDC staff were asked: “In your opinion, is enough being done in each of the following areas to reduce poverty in Milwaukee County?” See Table 4 below for response percentages for each of the eight issue areas and Figure 4 for an alternative representation of these responses.

**Table 4. Is Enough Being Done About Poverty-Related Issue Areas**

<b>Issues</b>	<b>Yes</b>	<b>No</b>	<b>Don't Know/ Not Sure</b>
Education	12%	80%	7%
Employment	5%	91%	4%
Housing	13%	71%	16%
Food and Nutrition	23%	58%	19%
Transportation	18%	62%	21%
Health & Healthcare	12%	80%	8%
Family and Relationships	14%	66%	20%
Use of Income	10%	65%	25%

*(Due to rounding, percentage may not sum to 100%)*

**Figure 4: Perception Whether Enough is Being Done About Poverty-Related Issue Areas**



In all eight issue areas related to poverty, a majority of CR-SDC staff reported “no,” not enough was being done to reduce poverty in Milwaukee County. For employment, 91% of CR-SDC staff reported that not enough was being done. The next closest issue areas were education and health & healthcare at 80%, which was a full 11% below employment. This was followed by 71% for housing, 66% for family & relationships, and 64 % for use of available income. Transportation (62%) and food & nutrition (58%) were the lowest. A cautionary note should be applied to these results due to the high number of “don’t know/not sure” responses for many of the issue areas. In fact, for the issue areas of transportation, family & relationships, and use of income, the percentage of CR-SDC staff responding “don’t know/not sure” was 20% or more.

## Barriers that Keep People in Poverty

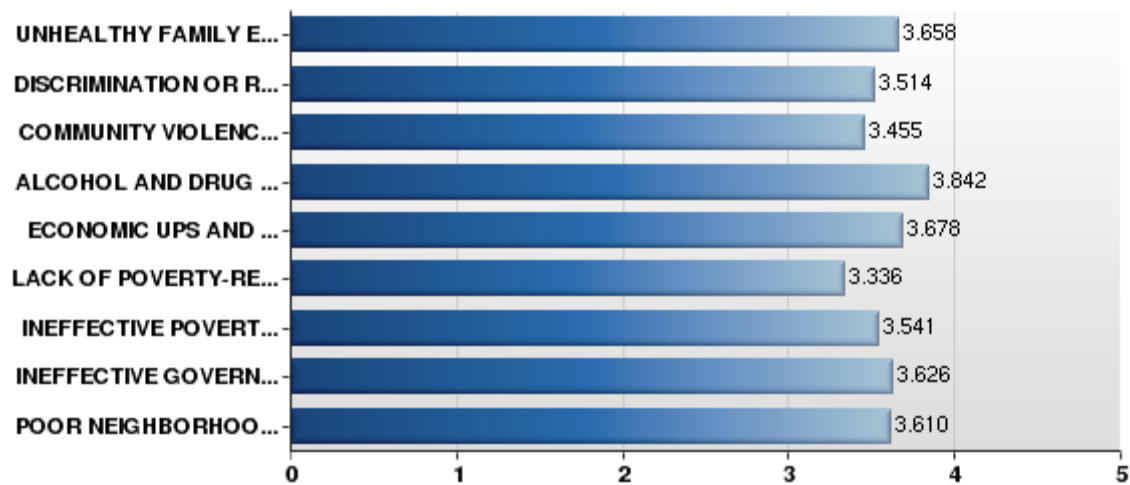
CR-SDC staff were asked: “I’m going to list a few barriers or obstacles that some think may keep people in poverty. Please rate how likely each is to keeping people in poverty.” See Table 5 below for response percentages and Figure 5 for mean scores.

**Table 5. Likelihood that Specific Barriers or Issues Keep People in Poverty**

Issues	Not At All Likely	Not Very Likely	Somewhat Likely	Very Likely	Don't Know/ Not Sure
Unhealthy Family Environment	1%	3%	25%	71%	0.0%
Discrimination or Racial Injustice	2%	7%	30%	60%	1.4%
Community Violence or Public Safety	0%	6%	44%	50%	0.7%
Alcohol and Drug Abuse	0%	1%	14%	84%	0.7%
Economic Ups and Downs	0%	1%	30%	69%	0.0%
Lack of Poverty-Reducing Programs	4%	12%	34%	47%	3.4%
Ineffective Poverty-Reducing Programs	2%	8%	27%	58%	4.1%
Ineffective Government Policies and Programs	0%	8%	25%	63%	4.1%
Poor Neighborhood Conditions	0%	5%	30%	64%	0.7%

*(Due to rounding, percentage may not sum to 100%)*

**Figure 5: Mean Likelihood of Barriers or Issues Keeping People in Poverty**



*(1=Not At All Likely; 5=Very Likely)*

For each barrier, a majority of respondents reported that the barrier is either very or somewhat likely to keep people in poverty. Ninety-nine percent of CR-SDC staff report that economic ups & downs keep people in poverty, followed by 98% for alcohol & drug use, and 96% for unhealthy family environments. The least likely barrier – still at 81% of CR-SDC staff reporting either very or somewhat likely – was a lack of poverty-reducing programs.

As shown in Figure 5, the mean scores for each of the nine potential barriers fall at or above the somewhat likely threshold (3). Alcohol & drug abuse was the barrier or issue most reported as likely to keep people in poverty (3.84), followed by economic ups & downs at 3.68, and unhealthy family environments at 3.66.

## Comparisons to Milwaukee County Residents

As part of the CSBG needs assessment, CR-SDC was interested in obtaining data from a broad sampling of Milwaukee County residents. In addition to demographic information such as age, gender, ethnicity/race, income levels, and others, the assessment focuses on needs in the following areas: employment and job skills, youth and adult education, health and care, mental health and substance abuse, housing and basic needs, parenting and child care, transportation, income supports, services, and other areas as appropriate. From October 12, 2009 to October 23, 2009, CUIR contacted residents of Milwaukee County using random-digit telephone dialing, which includes unlisted numbers. More than 15,000 telephone calls were made, and a total of 562 surveys were completed. The final data set is comprised of 420 completed surveys. The survey was developed through collaboration between CR-SDC and CUIR. The survey consisted of approximately twenty-five questions, several of which had multiple parts. Most were closed-ended questions, with one short-answer open-ended question.

In the telephone survey, the four questions (with a few minor word changes) asked of CR-SDC staff were also asked of Milwaukee County residents. The actual questions in the telephone survey were:

- ◆ “Do you strongly agree, agree, disagree, or strongly disagree that \_\_\_\_\_- related issues are a serious problem in Milwaukee County?”
- ◆ “Using a scale of 1 to 5, where 1 is Not at All Important and 5 is Very Important, please rate the importance of addressing \_\_\_\_\_- related issues to reducing poverty in Milwaukee County.”
- ◆ Respondents were asked whether enough is being done about the issue areas to reduce poverty in Milwaukee County.
- ◆ “How likely are issues related to \_\_\_\_\_ to keeping people in poverty?”

The presentation below compares the responses of Milwaukee County residents to CR-SDC staff on these four questions.

Tables 6 – 9 consist of ranking tables for the four questions and Tables 10 – 13 present respondent percentages for each question and category. What these tables reveal is that Milwaukee County residents and CR-SDC staff are in agreement on the top-ranked issue for three of the four questions. However, there are some differences (highlighted in black) between the two populations in the second- and third-ranked issues for each question. Moreover, the two populations also differed on the most significant barrier keeping people in poverty.

*Seriousness of Poverty-Related Issues*

**Table 6. Seriousness of Poverty-Related Issues - Rankings**

<b>Ranking</b>	<b>Milwaukee County Residents</b>	<b>CR-SDC Staff</b>
#1	Employment	Education/Employment (tie)
#2	Education	Housing
#3	Family & Relationships	Health & Healthcare

Both Milwaukee County residents and CR-SDC staff are in agreement that education & employment are the most serious poverty-related issues in Milwaukee County. For the second- and third-ranked issues, CR-SDC staff saw housing and health & healthcare as more important while Milwaukee County residents saw family & relationships as more important.

*Importance of Addressing Poverty-Related Issue Areas*

**Table 7. Importance of Addressing of Poverty-Related Issues - Rankings**

<b>Ranking</b>	<b>Milwaukee County Residents</b>	<b>CR-SDC Staff</b>
#1	Employment	Employment
#2	Education	Education
#3	Family & Relationships	Health & Healthcare

Both Milwaukee County residents and CR-SDC staff are in agreement that education and employment are the issues in Milwaukee County, which most need to be addressed in order to reduce poverty. For the third-ranked issue, CR-SDC staff saw health & healthcare as more important while Milwaukee County residents saw family & relationships as more important.

*Is Enough Being Done about Poverty-Related Issue Areas*

**Table 8. Is Enough Being Done About Poverty-Related Issue Areas - Rankings**

<b>Ranking</b>	<b>Milwaukee County Residents</b>	<b>CR-SDC Staff</b>
#1	Employment	Employment
#2	Education	Education/Health & Healthcare (tie)
#3	Health & Healthcare/ Family & Relationships (tie)	Housing

Both Milwaukee County residents and CR-SDC staff are in agreement that not enough is being done about education, employment, and health & healthcare in Milwaukee County. For the third-ranked issue, CR-SDC staff saw not enough attention being paid to housing whereas Milwaukee County residents do not see enough attention being paid to family & relationships.

**Table 9. Likelihood that Specific Barriers or Issues Keep People in Poverty - Rankings**

<b>Ranking</b>	<b>Milwaukee County Residents</b>	<b>CR-SDC Staff</b>
#1	Alcohol & Drug Abuse/ Unhealthy Family Environments	Economic Ups & Downs
#2	Economic Ups & Downs	Alcohol & Drug Abuse
#3	Poor Neighborhood Conditions	Unhealthy Family Environments

Milwaukee County residents and CR-SDC staff are in agreement on the issues, which make up the two most significant barriers keeping people in poverty. However, they differ in their order of importance. Whereas Milwaukee County residents saw alcohol & drug abuse/unhealthy family environments as most significant, CR-SDC staff saw economic ups & downs as most significant. For the third-ranked issue, CR-SDC staff identified unhealthy family relationships and Milwaukee County residents identified poor neighborhood conditions.

**Table 10. Seriousness of Poverty-Related Issues - Comparisons**

Issues	Strongly Disagree		Disagree		Agree		Strongly Agree	
	CR-SDC Staff	Milwaukee County Residents	CR-SDC Staff	Milwaukee County Residents	CR-SDC Staff	Milwaukee County Residents	CR-SDC Staff	Milwaukee County Residents
Education	1%	1%	2%	7%	32%	38%	65%	53%
Employment	3%	0%	0%	3%	19%	39%	78%	58%
Housing	1%	3%	3%	11%	39%	39%	57%	46%
Food and Nutrition	1%	5%	7%	18%	47%	40%	45%	36%
Transportation	1%	7%	15%	27%	46%	32%	38%	32%
Health and Healthcare	1%	3%	5%	10%	30%	32%	65%	54%
Family and Relationships	3%	1%	4%	7%	46%	35%	47%	54%
Use of Income	3%	2%	4%	9%	41%	38%	51%	48%

*(Due to rounding, percentage may not sum to 100%)*

*(Please Note: For this question, the Milwaukee County resident survey had a response category of “don’t know/not sure.” In addition to rounding, this is why the percentages do not add up to 100%.)*

**Table 11. Importance of Addressing of Poverty-Related Issues - Comparisons**

Issues	Not At All Important (1)		2		3		4		Very Important (5)		Don't Know/ Not Sure	
	CR-SDC Staff	Milwaukee County Residents	CR-SDC Staff	Milwaukee County Residents	CR-SDC Staff	Milwaukee County Residents	CR-SDC Staff	Milwaukee County Residents	CR-SDC Staff	Milwaukee County Residents	CR-SDC Staff	Milwaukee County Residents
Education	0%	1%	1%	3%	3%	10%	14%	18%	81%	67%	0.0%	1%
Employment	0%	1%	0%	1%	2%	10%	6%	26%	92%	61%	0.0%	1%
Housing	0%	4%	1%	5%	8%	20%	25%	23%	66%	48%	0.0%	1%
Food and Nutrition	1%	6%	4%	7%	9%	18%	30%	24%	57%	43%	0.0%	1%
Transportation	2%	9%	2%	14%	21%	24%	33%	16%	41%	35%	0.7%	3%
Health and Healthcare	0%	5%	1%	5%	6%	12%	21%	20%	72%	58%	0.0%	1%
Family and Relationships	1%	2%	1%	5%	9%	10%	31%	24%	57%	56%	0.7%	3%
Use of Income	0%	3%	1%	6%	11%	19%	30%	23%	57%	47%	0.7%	2%

*(Due to rounding, percentage may not sum to 100%)*

**Table 12. Is Enough Being Done About Poverty-Related Issue Areas - Comparisons**

Issues	Yes		No		Don't Know/ Not Sure	
	<i>CR-SDC Staff</i>	<i>Milwaukee County Residents</i>	<i>CR-SDC Staff</i>	<i>Milwaukee County Residents</i>	<i>CR-SDC Staff</i>	<i>Milwaukee County Residents</i>
Education	12%	21%	80%	74%	7%	5%
Employment	5%	17%	91%	77%	4%	6%
Housing	13%	26%	71%	68%	16%	7%
Food and Nutrition	23%	32%	58%	61%	19%	7%
Transportation	18%	36%	62%	54%	21%	10%
Health & Healthcare	12%	24%	80%	72%	8%	3%
Family and Relationships	14%	21%	66%	72%	20%	7%
Use of Income	10%	20%	65%	71%	25%	9%

*(Due to rounding, percentage may not sum to 100%)*

**Table 13. Likelihood that Specific Barriers or Issues Keep People in Poverty - Comparisons**

Issues	Not At All Likely		Not Very Likely		Somewhat Likely		Very Likely		Don't Know/ Not Sure	
	CR-SDC Staff	Milwaukee County Residents	CR-SDC Staff	Milwaukee County Residents	CR-SDC Staff	Milwaukee County Residents	CR-SDC Staff	Milwaukee County Residents	CR-SDC Staff	Milwaukee County Residents
Unhealthy Family Environment	1%	2%	3%	4%	25%	32%	71%	61%	0.0%	1%
Discrimination or Racial Injustice	2%	8%	7%	17%	30%	39%	60%	35%	1.4%	1%
Community Violence or Public Safety	0%	4%	6%	10%	44%	33%	50%	51%	0.7%	3%
Alcohol and Drug Abuse	0%	2%	1%	3%	14%	14%	84%	79%	0.7%	2%
Economic Ups and Downs	0%	3%	1%	6%	30%	39%	69%	52%	0.0%	1%
Lack of Poverty-Reducing Programs	4%	6%	12%	10%	34%	37%	47%	43%	3.4%	3%
Ineffective Poverty-Reducing Programs	2%	3%	8%	10%	27%	38%	58%	46%	4.1%	4%
Ineffective Government Policies and Programs	0%	5%	8%	8%	25%	36%	63%	48%	4.1%	3%
Poor Neighborhood Conditions	0%	4%	5%	7%	30%	34%	64%	53%	0.7%	1%

*(Due to rounding, percentage may not sum to 100%)*

## Conclusions

This report has presented a summary of results from an online survey of CR-SDC staff related to a general perception and overview of poverty and associated needs in the community. The survey consisted of four questions focusing on the seriousness of poverty-related issues, importance of addressing poverty-related issues, attention to poverty-related issues, and barriers keeping people in poverty. Eight poverty-related issue areas were identified and used throughout this report. These areas are employment, education, housing, food & nutrition, transportation, health & healthcare, use of available income, and family & relationships. Across all eight areas, a majority of CR-SDC staff agreed that these are serious problems, and it is important that these be addressed. In addition, a majority of respondents reported that enough was not being done for each of these areas to reduce poverty in Milwaukee County, and subsequently, a service gap exists. All were rated as important to address in order to reduce poverty in Milwaukee County.

For the nine possible barriers provided in the survey, a majority of CR-SDC staff viewed each as very or somewhat likely to keep people in poverty. These barriers, in order, include -

- Economic Ups and Downs
- Alcohol and Drug Abuse
- Unhealthy Family Relationships
- Poor Neighborhood Conditions
- Community Violence or Public Safety Issues
- Discrimination or Racial Injustice
- Ineffective Government Policies and Programs
- Ineffective Poverty Reducing Programs
- Lack of Poverty Reducing Programs

When CR-SDC staff responses were compared to Milwaukee County resident responses to the four questions, there was consensus on the most significant issue areas but differences did appear in the second- and third-ranked responses. Without simplifying it too much, CR-SDC staff saw Housing and Health & Healthcare as more critical than Milwaukee County residents, who identified Family & Relationships as more critical.

## Appendix A: CR-SDC Staff Online Survey Instrument

Survey | Qualtrics Survey Software

Page 1 of 1



Because There's No **One Way**  
To End Poverty

**SDC is currently conducting a community needs assessment of Milwaukee County related to poverty, service needs, barriers, and possible strategies. As an employee of Milwaukee's Community Action Agency, you have a direct experience serving those most in need, and your perceptions and opinions are vital to this assessment. Your feedback will help SDC to improve programming and plan future services based on need.**

**We ask that you please complete the following questionnaire. It only takes less than 10 minutes to complete, and we will not ask for your name or any other identifying questions at any time. Your feedback is essential in helping SDC provide the services and resources to reduce poverty in Milwaukee County. We have included a progress bar on the bottom of each page so you can tell how much you have completed.**

**Please complete the survey by Wednesday, February 24, 2010.**

**If you have any questions, please contact Steve Schultz at (414) 906-2727 or via email at [sschultz@cr-sdc.org](mailto:sschultz@cr-sdc.org).**

**Thank you.**

---

NEXT >>

[http://uwmilwaukee.qualtrics.com/SE/?SID=SV\\_1Sn5T8slp3J8vKA&SVID=Prod](http://uwmilwaukee.qualtrics.com/SE/?SID=SV_1Sn5T8slp3J8vKA&SVID=Prod)

2/10/2010



Because There's No **One Way**  
To End Poverty

**1. How much do you agree or disagree that each of the following are serious problems in Milwaukee County?**

	Strongly Disagree	Disagree	Agree	Strongly Agree
EDUCATION-related issues	<input type="radio"/>	<input type="radio"/>	<input type="radio"/>	<input type="radio"/>
EMPLOYMENT-related issues	<input type="radio"/>	<input type="radio"/>	<input type="radio"/>	<input type="radio"/>
HOUSING-related issues	<input type="radio"/>	<input type="radio"/>	<input type="radio"/>	<input type="radio"/>
FOOD AND NUTRITION-related issues	<input type="radio"/>	<input type="radio"/>	<input type="radio"/>	<input type="radio"/>
	Strongly Disagree	Disagree	Agree	Strongly Agree
TRANSPORTATION-related issues	<input type="radio"/>	<input type="radio"/>	<input type="radio"/>	<input type="radio"/>
HEALTH AND HEALTHCARE-related issues	<input type="radio"/>	<input type="radio"/>	<input type="radio"/>	<input type="radio"/>
FAMILY AND RELATIONSHIPS-related issues	<input type="radio"/>	<input type="radio"/>	<input type="radio"/>	<input type="radio"/>
USE OF INCOME-related issues	<input type="radio"/>	<input type="radio"/>	<input type="radio"/>	<input type="radio"/>

<< BACK    NEXT >>



Because There's No **One Way**  
To End Poverty

**2. Please rate the importance of addressing each of the following issues in Milwaukee County, with 1 being not at all important and 5 being very important.**

	Not at all important (1)	2	3	4	Very important (5)	Don't Know / Not Sure
EDUCATION	<input type="radio"/>	<input type="radio"/>	<input type="radio"/>	<input type="radio"/>	<input type="radio"/>	<input type="radio"/>
EMPLOYMENT	<input type="radio"/>	<input type="radio"/>	<input type="radio"/>	<input type="radio"/>	<input type="radio"/>	<input type="radio"/>
HOUSING	<input type="radio"/>	<input type="radio"/>	<input type="radio"/>	<input type="radio"/>	<input type="radio"/>	<input type="radio"/>
FOOD AND NUTRITION	<input type="radio"/>	<input type="radio"/>	<input type="radio"/>	<input type="radio"/>	<input type="radio"/>	<input type="radio"/>
	Not at all important (1)	2	3	4	Very important (5)	Don't Know / Not Sure
TRANSPORTATION	<input type="radio"/>	<input type="radio"/>	<input type="radio"/>	<input type="radio"/>	<input type="radio"/>	<input type="radio"/>
HEALTH AND HEALTHCARE	<input type="radio"/>	<input type="radio"/>	<input type="radio"/>	<input type="radio"/>	<input type="radio"/>	<input type="radio"/>
FAMILY AND RELATIONSHIPS	<input type="radio"/>	<input type="radio"/>	<input type="radio"/>	<input type="radio"/>	<input type="radio"/>	<input type="radio"/>
USE OF INCOME	<input type="radio"/>	<input type="radio"/>	<input type="radio"/>	<input type="radio"/>	<input type="radio"/>	<input type="radio"/>

[<< BACK](#) [NEXT >>](#)



Because There's No **One Way**  
To End Poverty

**3. In your opinion, is enough being done in each of the following areas to reduce poverty in Milwaukee County?**

	Yes	No	Don't Know / Not Sure
EDUCATION	<input type="radio"/>	<input type="radio"/>	<input type="radio"/>
EMPLOYMENT	<input type="radio"/>	<input type="radio"/>	<input type="radio"/>
HOUSING	<input type="radio"/>	<input type="radio"/>	<input type="radio"/>
FOOD AND NUTRITION	<input type="radio"/>	<input type="radio"/>	<input type="radio"/>
	Yes	No	Don't Know / Not Sure
TRANSPORTATION	<input type="radio"/>	<input type="radio"/>	<input type="radio"/>
HEALTH AND HEALTHCARE	<input type="radio"/>	<input type="radio"/>	<input type="radio"/>
FAMILY AND RELATIONSHIPS	<input type="radio"/>	<input type="radio"/>	<input type="radio"/>
USE OF INCOME	<input type="radio"/>	<input type="radio"/>	<input type="radio"/>



Because There's No **One Way**  
To End Poverty

**4. I'm going to list a few barriers or obstacles that some think may keep people in poverty. Please rate how likely each is to keeping people in poverty.**

	Not at all likely	Not very likely	Somewhat likely	Very Likely	Don't Know / Not Sure
UNHEALTHY FAMILY ENVIRONMENT	<input type="radio"/>	<input type="radio"/>	<input type="radio"/>	<input type="radio"/>	<input type="radio"/>
DISCRIMINATION OR RACIAL INJUSTICE	<input type="radio"/>	<input type="radio"/>	<input type="radio"/>	<input type="radio"/>	<input type="radio"/>
COMMUNITY VIOLENCE OR PUBLIC SAFETY	<input type="radio"/>	<input type="radio"/>	<input type="radio"/>	<input type="radio"/>	<input type="radio"/>
ALCOHOL AND DRUG ABUSE	<input type="radio"/>	<input type="radio"/>	<input type="radio"/>	<input type="radio"/>	<input type="radio"/>
ECONOMIC UPS AND DOWNS	<input type="radio"/>	<input type="radio"/>	<input type="radio"/>	<input type="radio"/>	<input type="radio"/>
	Not at all likely	Not very likely	Somewhat likely	Very Likely	Don't Know / Not Sure
LACK OF POVERTY-REDUCING PROGRAMS	<input type="radio"/>	<input type="radio"/>	<input type="radio"/>	<input type="radio"/>	<input type="radio"/>
INEFFECTIVE POVERTY-REDUCING PROGRAMS	<input type="radio"/>	<input type="radio"/>	<input type="radio"/>	<input type="radio"/>	<input type="radio"/>
INEFFECTIVE GOVERNMENT POLICIES & PROGRAMS	<input type="radio"/>	<input type="radio"/>	<input type="radio"/>	<input type="radio"/>	<input type="radio"/>
POOR NEIGHBORHOOD CONDITIONS	<input type="radio"/>	<input type="radio"/>	<input type="radio"/>	<input type="radio"/>	<input type="radio"/>



Because There's No **One Way**  
To End Poverty

We thank you for your time spent taking this survey.  
Your response has been recorded.

This survey was powered by qualtrics  
Would you like to use Qualtrics to conduct **your own survey?**  
**Click Here**